

ALUMINUM FENCE SYSTEMS | GATES AND HARDWARE

ALUMINUM
Fence Systems
Lifetime Warranty



Table of Contents

Gates and Hardware	3
Morgan Accessories	3
4000 Series	4 & 5
2000 Series	6 & 7
Custom Driveway Gates	8
Photo Gallery	Back Cover

The Morgan Series Aluminum Fence System is manufactured of the highest quality aluminum and all parts of the system are powder coated for durability. The series has a “no screw” assembly process for easier installation. The Morgan Series can be used for residential, pool and commercial properties and is designed to keep its attractive appearance for years. This system is shipped in pre-assembled sections for your convenience.

Lifetime Warranty


All Morgan™ railing, posts, brackets, and connectors are warranted against failure of either the materials used, or the manufacturing process, for life. This warranty does not include slight changes in coloration due to a natural aging process. It also does not include any damage or failure due to misuse or abuse.

The Morgan Aluminum Fence System consists of two series: 2000 and 4000. Arch top gates are available in all styles.

The 2000 Series is recommended for residential installations and is constructed in six foot assembled sections, in various sizes. Hidden picket fasteners (patent pending) produce a clean, smooth profile and gates are available for each style. Optional are three finial choices, short pickets and ring assembly, shown on the following pages.

The 4000 Series is intended for commercial and heavy duty residential installations. Constructed in eight foot assembled sections, the 4000 Series comes in a variety of styles with matching gates. Designed with heavy posts and pickets with hidden fasteners for a clean appearance, every fence installation has a professional look. Special options for the 4000 Series include three finial choices, short pickets and ring assembly.

Post Cap Options



Trim Ring



Gates & Hardware



Self-Closing Gate Hinges

Available in regular or heavy duty approx. 3¾" high




Regular Multi-Adjust Hinge

Available in regular or heavy duty approx. 3¾" high



Lockable Gate Latch

approx. 6" high



Magna Latch

(Pool code approved)



Optional Gate Handle

approx. 5" high



Lock-Latch Deluxe

Can be keyed to fit your house keys approx. 6¾" high




**BLACK AND WHITE
HARDWARE
IN STOCK**



Solar Light or Low Voltage Light

2" or 2½"

Black, Bronze or White



Concrete Bracket All Stainless Steel Post Bracket

An all stainless steel heavy-duty post bracket facilitates installations on almost any surface, especially concrete, when properly installed. 2½" or 2"



Optional Kit

External Access Kit
Lockable Push-Button operates latch from outside the fence.



Post Stiffener for 2" sq. post 2½" sq. post



Spray Paint Can Spray Paint Pen

Black, Bronze or White



Wall Mount Black, Bronze or White 2000 Series Only



Swivel Wall Mount Black, Bronze or White Specify Series (4000 or 2000)






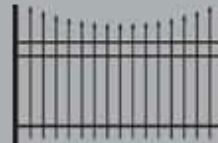


4000 Series

COMMERCIAL OR HD RESIDENTIAL




4000 SERIES FEATURES:

- **Finial Choices Available for Several Styles:** *Spear, Quad or Triad*
- **8' on Center - Assembled Sections**
- **No Screws**
- **Racks - 12" in 8' Sections**
- **Powder Coating - AMAA 2604 Super Durable T.G.I.C. Powder Coated**
- **Hidden Picket Fasteners** (*patent pending*)
- **Heavy Posts - 2½" X 2½"**
- **Heavy Pickets - ¾" X ¾"**
- **Designer Series Posts and Rails**
- **Ring Assemblies** (*optional*)
- **Available Colors - Black Bronze or White** *Most Styles in Stock*
- **Picket Spacing - 3.963"**
- **Short Picket Option for all styles**
- **Selections with Concave, Convex, and 2 Rail with Loop Option** (*4100 Series only*)



MATCHING GATES
(SPECIAL WIDTH AVAILABLE)

ARCH TOP GATES
(AVAILABLE FOR 4000 SERIES)



Ninety Bronze



Gloss White



Satin Black





4000 Series


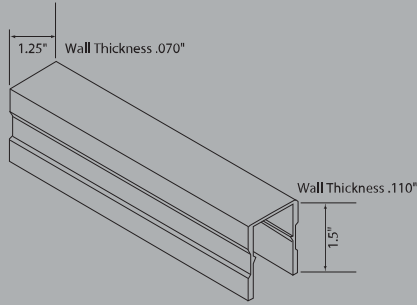
COMMERCIAL OR HD RESIDENTIAL




4048, 4054 Fence

Gates available in 3', 4' and 5' widths.

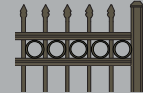
Rail Wall



Finial Options




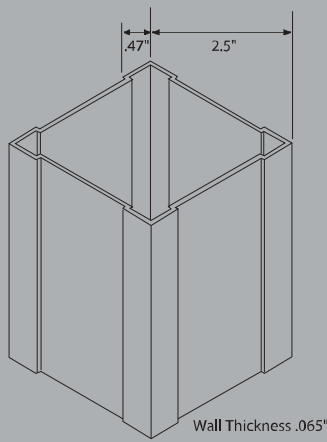
Ring Option



4148, 4160, 4172 Fence

Gates available in 3', 4' and 5' widths.

Post Wall




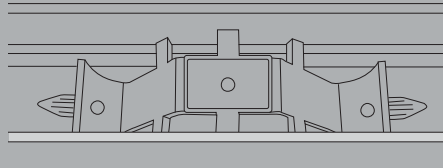
Finial Option



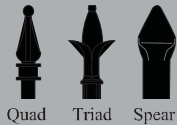
4254 Fence

Gates available in 3', 4' and 5' widths.

Double Picket Clip




Finial Options

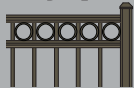


4248, 4260 Fence

Gates available in 3', 4' and 5' widths.




Ring Option



4354 Fence

Gates available in 3', 4' and 5' widths.



Ring Option



4336, 4348, 4360 Fence

Gates available in 3', 4' and 5' widths.

POOL CODES & HEIGHTS

Model	Pool Code	Heights				
		36"	48"	54"	60"	72"
4048			●			
4054				●		
4148			●			
4160					●	
4172						●
4248			●			
4254				●		
4260					●	
4348			●			
4360					●	
4336		●				
4354				●		



UNIQUE PACKAGING...
 EACH SECTION IS STACKED
 VERTICALLY TO REDUCE DAMAGE
 AND IS SLEEVED IN HEAVY PLASTIC
 TO ELIMINATE SCRATCHING.







2000 Series

RESIDENTIAL



2000 SERIES FEATURES:

- Finial Choices Available for Several Styles: Spear, Quad or Triad
- 6' on Center - Assembled Sections
- Powder Coating - AMAA 2604 Super Durable T.G.I.C. Powder Coated
- Hidden Picket Fasteners (patent pending)
- Picket - 5/8" X 5/8"
- Picket Spacing - 3.79" between pickets
- Designer Series Rails
- Racks - 20" in 6' Section
- Ring Assemblies (optional)
- Available Colors - Black, Bronze or White
Most Styles in Stock
- Short Picket Option for all styles
- Selections with Concave, Convex, and 2 Rail with Loop Option (*2100 Series only*)



MATCHING GATES
(SPECIAL WIDTH AVAILABLE)
ARCH TOP GATES
(AVAILABLE FOR 2000 SERIES)



Ninety Bronze



Gloss White




Satin Black




2000 Series



RESIDENTIAL




2048 Fence
Gates available in 3', 4' and 5' widths.




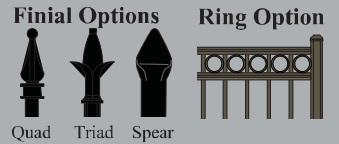
2254 Fence
Gates available in 3', 4' and 5' widths.




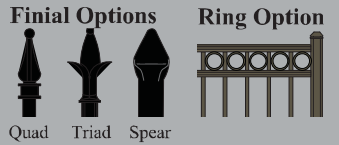
2354 Fence
Gates available in 3', 4' and 5' widths.




2148, 2160 Fence
Gates available in 3', 4' and 5' widths.



2172 Fence
Gates available in 3', 4' and 5' widths.




2248, 2260 Fence
Gates available in 3', 4' and 5' widths.




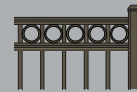
POOL CODES & HEIGHTS

Model	Pool Code	Heights				
		36"	48"	54"	60"	72"*
2048			•			
2148			•			
2160					•	
2172						•
2248			•			
2260					•	
2254				•		
2336		•				
2348			•			
2354				•		
2360					•	
2372						•

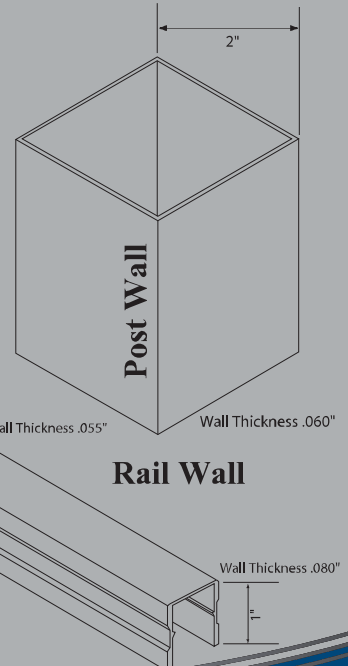
*72" Fence is constructed with 4 rails



2336, 2348, 2360, Fence
Gates available in 3', 4' and 5' widths.



2372 Fence
Gates available in 3', 4' and 5' widths.



UNIQUE PACKAGING...
EACH SECTION IS STACKED VERTICALLY TO REDUCE DAMAGE AND IS SLEEVED IN HEAVY PLASTIC TO ELIMINATE SCRATCHING.




Custom Driveway Gates



AUTOMATIC GATE OPENER
SYSTEMS FROM


Eagle[™]

Other accessories available
for your gate opening system.



CUSTOM RESIDENTIAL
AND COMMERCIAL GATES
ARE AVAILABLE TO YOUR
SPECIFICATIONS, IN SWINGING
OR SLIDING PROFILES.

Photo Gallery



Leisure World Pool Fence & Deck Company
2190 Keeney Road
Spring Grove, PA 17362-7837

Phone: 717-225-5285 Fax: 717-225-1881